

How to Make Mild (0.05%) Chlorine Solution

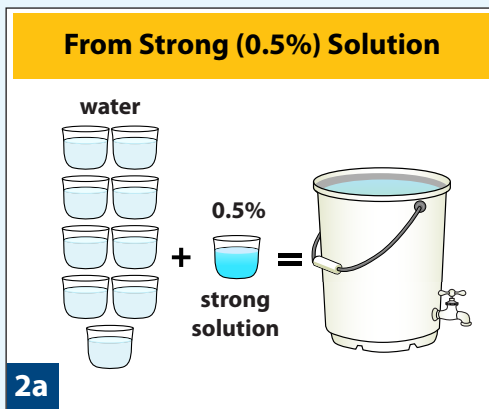
Use mild (0.05%) chlorine solution to wash ungloved hands.

Make new mild (0.05%) chlorine solution every day. Throw away any leftover solution from the day before.



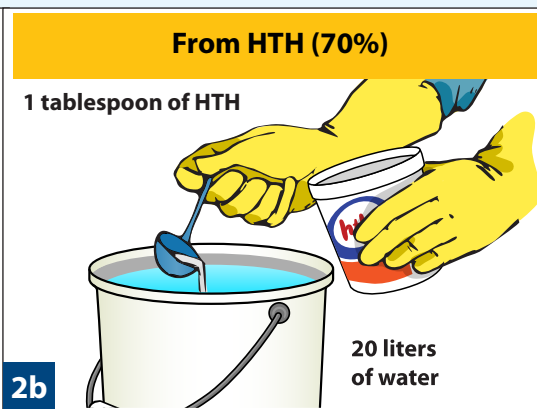
1

Make sure you are wearing **extended PPE**.



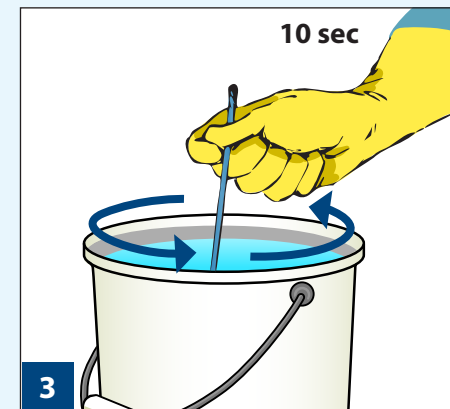
2a

Pour 9 parts water and 1 part strong (0.5%) solution into a bucket. Repeat until full.



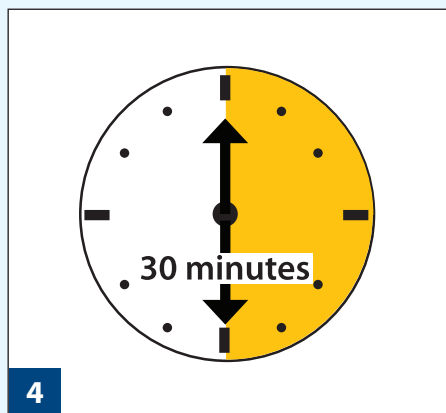
2b

Add one tablespoon of HTH (70%) to 20 Liters of water in a bucket.



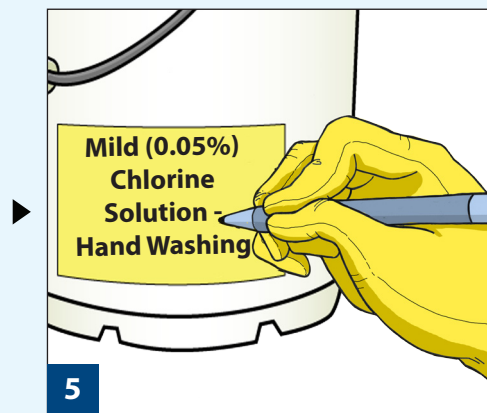
3

Stir well for 10 seconds, or until the HTH has dissolved



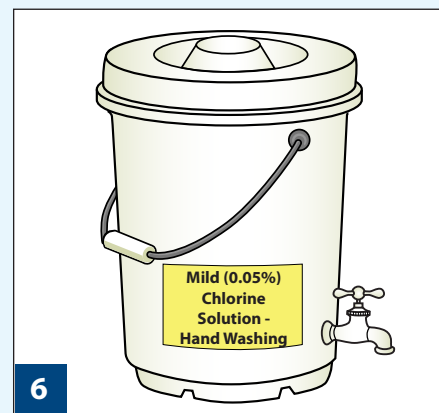
4

Wait 30 minutes before use.




5

Label bucket "**Mild (0.05%) Chlorine Solution - Hand Washing**."



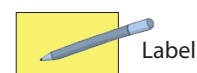
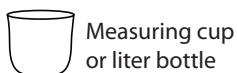
6

Cover bucket with lid.



7

Place at hand washing stations.



Supplies Needed



WARNING

Do NOT drink chlorine water.
Do NOT put chlorine water in mouth or eyes.